




HD 5/12 C

Practical, mobile, versatile: the HD 5/12 C cold water high-pressure cleaner for vertical and horizontal operation. With accessory storage, brass cylinder head and automatic pressure relief.



1 Save energy and time: EASY!Force high-pressure gun and EASY!Lock quick-release fasteners.

- At last – work without getting tired: the EASY!Force high-pressure gun.
- EASY!Lock quick-release fasteners: durable and robust. And five times faster than screws.

2 Mobility

- The integrated carrying handle on the front of the machine enables easy loading and convenient transport.
- Push handle can be retracted at the push of a button.

3 Flexibility

- Vertical and horizontal operation possible.
- The wheels are not on during horizontal operation. As such, the machine offers maximum stability.

4 Quality

- The automatic pressure relief protects the components and extends the service life of the machine.
- High-quality brass cylinder head.



HD 5/12 C

- Automatic pressure relief
- For horizontal and vertical operation
- Save energy and time: EASY!Force high-pressure gun and EASY!Lock quick-release fasteners.

Technical data

Order No.	1.520-900.0	
EAN code	4054278163932	
Supply voltage	Ph / V / Hz	1 / 230 / 50
Flow rate	l/h	500
Working pressure	bar / MPa	120 / 12
Max. pressure	bar / MPa	175 / 17,5
Max. inlet temperature	°C	bis zu 60
Connection load	kW	2.5
Weight	kg	23.7
Dimensions (L × W × H)	mm	380 × 360 × 930

Equipment

Spray gun	EASY!Force	
High-pressure hose	m	10 / DN 6, 250 bar
Spray lance	mm	840
Triple nozzle (0°/25°/40°)	Manual	
Anti-twist system (AVS)	-	
Pressure cut-off	■	
Servo Control	-	

ACCESSORIES FOR HD 5/12 C

1.520-900.0

KÄRCHER



		Order No.	ID	Max. working pressure	Length	Price	Description	
Standard with unions on both sides								
High-pressure hose 2x EASY!Lock, ID 8, 315 bar, 10 m, ANTI!Twist	1	6.110-031.0	ID 8	315 bar	10 m		High-pressure hose (ID 8) suitable for up to 315 bar pressure. High-pressure hose with innovative EASY!Lock hand screw connection at both ends, ANTI!Twist, 10 m long.	▲
High-pressure hose 2x EASY!Lock, ID 8, 315 bar, 15 m, ANTI!Twist	2	6.110-030.0	ID 8	315 bar	15 m		15 m long high-pressure hose, ID 8, with ANTI!Twist at both ends with time-saving EASY!Lock hand screw connection.	▲
High-pressure hose 2x EASY!Lock ID 8, 315 bar, 20 m, ANTI!Twist	3	6.110-032.0	ID 8	315 bar	20 m		High-pressure hose (ID 8), 20 m long, with time-saving and robust EASY!Lock hand screw connection at both ends. For up to 315 bar pressure.	▲
High-pressure hose 2x EASY!Lock, ID 8, 315 bar, 30 m, ANTI!Twist	4	6.110-014.0	ID 8	315 bar	30 m		Convenient length (30 m) and innovative EASY!Lock hand screw connection: high-pressure hose (ID 8) with ANTI!Twist for up to 315 bar pressure.	▲
High-pressure hose 2x EASY!Lock, ID 10, 220 bar, 15 m	5	6.110-042.0	ID 10	220 bar	15 m		With innovative EASY!Lock hand screw connection for up to 220 bar pressure: 15 m long high-pressure hose (ID 10).	▲
High-pressure hose 2x EASY!Lock, ID 10, 220 bar, 20 m	6	6.110-043.0	ID 10	220 bar	20 m		Main features of this high-pressure hose (ID 10): 20 m long with extremely time-saving and convenient EASY!Lock hand screw connection at both ends.	▲
High-pressure hose 2x EASY!Lock, ID 10, 220 bar, 25 m	7	6.110-044.0	ID 10	220 bar	25 m		Impressive values and basic equipment: high-pressure hose, (ID 10), 25 m long, for up to 220 bar pressure.	▲
High-pressure hose 2x EASY!Lock, ID 10, 220 bar, 40 m	8	6.110-045.0	ID 10	220 bar	40 m		40 m long high-pressure hose with EASY!Lock system for time-saving hand screw connection (at both ends). (ID) 10, up to 220 bar working pressure.	▲
High-pressure hose 2x EASY!Lock, ID 12, 250 bar, 15 m	9	6.110-059.0	ID 12	210 bar	15 m		Suitable for up to 250 bar working pressure: high-pressure hose (ID 12), 15 m long, with convenient EASY!Lock hand screw connection at both ends.	▲
High-pressure hose 2x EASY!Lock 2x EASY!Lock ID 12, 250 bar, 40 m	10	6.110-060.0	ID 12	210 bar	40 m		With EASY!Lock hand screw connection, 40 m long for wide working radius: high-pressure hose (ID 12) with EASY!Lock hand screw connection at both ends. Suitable for up to 250 bar working pressure.	▲
High-pressure hose 2x EASY!Lock, ID 6, 250 bar, 10 m	11	6.110-034.0	ID 6	250 bar	10 m		High-pressure hose, 10 m long with EASY!Lock hand screw connection at both ends. ID 6, suitable for up to 250 bar.	■
High-pressure hose 2x EASY!Lock, ID 6, 250 bar, 10 m, ANTI!Twist	12	6.110-035.0	ID 6	250 bar	10 m		High-pressure hose with EASY!Lock hand screw connection at both ends (ID 6), 10 m long. Suitable for up to 250 bar pressure with ANTI!Twist.	□
High-pressure hose 2x EASY!Lock, ID 6, 300 bar, 10 m, ANTI!Twist	13	6.110-056.0	ID 6	300 bar	10 m		High-pressure hose (ID 6) with ANTI!Twist and new EASY!Lock hand screw connection at both ends. For up to 300 bar pressure. 10 m long.	□
Longlife 400 with unions on both sides								
High-pressure hose Longlife 400 2x EASY!Lock, ID 8, 400 bar, 30 m, ANTI!Twist	14	6.110-023.0	ID 8	400 bar	30 m		Durable high-pressure hose with double steel reinforcement, ANTI!Twist and EASY!Lock hand screw connection at both ends. ID 8, 30 m long, for up to 400 bar pressure.	▲
High-pressure hose Longlife 400 2x EASY!Lock, ID 8, 400 bar, 20 m, ANTI!Twist	15	6.110-027.0	ID 8	400 bar	20 m		High-pressure hose with ANTI!Twist, EASY!Lock hand screw connections and double steel reinforcement. 20 m long, ID 8. EASY!Lock hand screw connection at both ends.	▲
High-pressure hose Longlife 400 2x EASY!Lock, ID 8, 400 bar, 15 m, ANTI!Twist	16	6.110-029.0	ID 8	400 bar	15 m		The double steel reinforcement ensures a long lifetime of this 15 m long high-pressure hose (ID 8), approved for up to 400 bar pressure hose.	▲
High-pressure hose Longlife 400 2x EASY!Lock, ID 8, 400 bar, 1.5 m	17	6.110-024.0	ID 8	400 bar	1.5 m		1.5 m short high-pressure hose (ID 8). With convenient EASY!Lock hand screw connection at both ends for robust and fast connections. Durable, for up to 400 bar pressure.	□
High-pressure hose Longlife 400 1x EASY!Lock 1x M 22 x 1.5, ID 8, 400 bar, 1.5 m	18	6.110-069.0	ID 8	400 bar	1.5 m		High-pressure hose (ID 8) with double steel reinforcement, 30 m long, suitable for up to 400 bar pressure. Connectors: M 22 x 1.5, quick and convenient EASY!Lock hand screw connection.	□

■ Included in delivery. □ Available accessories. ▲ Extension hose.

ACCESSORIES FOR HD 5/12 C

1.520-900.0



		Order No.	ID	Max. working pressure	Length	Price	Description	
High-pressure hose Longlife 400 2x EASY!Lock, ID 8, 400 bar, 10 m, ANTI!Twist	19	6.110-038.0	ID 8	400 bar	10 m		Durable, 10 m long high-pressure hose (ID 8) with double steel reinforcement and EASY!Lock hand screw connection at both ends and ANTI!Twist. Approved for 400 bar pressure.	<input type="checkbox"/>
Food industry version with unions on both sides								
High-pressure hose, food grade, 2x EASY!Lock, ID 8, 10 m, ANTI!Twist	20	6.110-051.0	ID 8	250 bar	10 m		High-pressure hose (ID 8), 10 m long, with grey, non-marking outer covering. Approved for use in the food industry. With quick and robust EASY!Lock hand screw connection at both ends.	<input checked="" type="checkbox"/>
High-pressure hose, food grade, 2x EASY!Lock, ID 8, 20 m, ANTI!Twist	21	6.110-052.0	ID 8	250 bar	20 m		Suitable for use in food industry: 20 m long high-pressure hose (ID 8) with grey, non-marking outer covering, ANTI!Twist and EASY!Lock hand screw connections.	<input checked="" type="checkbox"/>
Longlife food design with screw connections at both ends								
High-pressure hose, food grade Longlife, 400 2x EASY!Lock, ID 8, 10 m, ANTI!Twist	22	6.110-053.0	ID 8	400 bar	10 m		With blue, non-marking and animal fat resistant outer covering: durable high-pressure hose (ID 8), 10 m long, ANTI!Twist and EASY!Lock hand screw connection at both ends.	<input checked="" type="checkbox"/>
High-pressure hose, food grade Longlife, 400 2x EASY!Lock, ID 8, 20 m, ANTI!Twist	23	6.110-054.0	ID 8	400 bar	20 m		Durable high-pressure hose with double steel reinforcement and blue, non-marking and animal fat resistant outer covering. 20 m long with EASY!Lock hand screw connections.	<input type="checkbox"/>
Food industry version								
High-pressure hose, food grade, 2x EASY!Lock, ID 6, 15 m, ANTI!Twist	24	6.110-063.0	ID 6	250 bar	15 m		15 m long high-pressure hose (ID 6), food grade, with AVS hose reel connection, EASY!Lock hand screw connection and grey, non-marking outer covering.	<input type="checkbox"/>
Special hoses								
High-pressure hose 1x EASY!Lock curved 1x M 22 x 1.5, ID 8, 400 bar, 1.5 m	25	6.110-068.0	ID 8	400 bar	1.5 m		For connection to hose reels: high-pressure hose, with M 22 x 1.5 connection and curved EASY!Lock hand screw connection. 1.5 m long, suitable for up to 400 bar working pressure.	<input type="checkbox"/>

■ Included in delivery. □ Available accessories. ▲ Extension hose.

ACCESSORIES FOR HD 5/12 C 1.520-900.0



		Order No.	Flow rate				Price	Description	
Trigger guns									
EASY!Force Advanced	1	4.118-005.0						Effortless, not energy-sapping: the EASY!Force high-pressure gun uses the recoil force of the high-pressure jet to reduce the holding force for the operator to zero.	■
Quick connect									
Quick coupling	2	2.115-000.0						For fast changes between different spray lances/accessories. Perfect for Kärcher spray unit, suitable for trigger gun/spray lance interface. With M 22 x 1.5 internal thread.	□
Male coupling	3	2.115-001.0						Hardened stainless steel male coupling for quick coupling 2.115-000. With M 22 x 1.5 external thread.	□

■ Included in delivery. □ Available accessories. ▲ Extension hose.

ACCESSORIES FOR HD 5/12 C 1.520-900.0



		Order No.	Max. working pressure	Nozzle size			Price	Description	
Triple nozzles									
Triple nozzle 035	1	4.117-030.0	300 bar	35				Triple nozzle with manual nozzle changeover. Convenient spray adjustment. For machines with an injector, the low-pressure flat stream is useful for cleaning agent suction and application. Connection M 18 x 1.5.	■
Dirt Blaster, small									
Dirt blaster - more Performance	2	4.114-019.0	180 bar	35				The new performance dirt blaster (nozzle size 035) with rotating point jet makes a big difference: up to 50% higher cleaning and area performance than its predecessor.	□
Dirt blaster, large									
Dirt blaster	3	4.114-040.0	300 bar	35				The dirt blaster with rotating pencil jet offers 10 times better cleaning performance. Ceramic nozzle and bearing ring for a long service life. Further data: Max. 300 bar, 30 MPa, 85°C.	□

■ Included in delivery. □ Available accessories. ▲ Extension hose.

ACCESSORIES FOR HD 5/12 C

1.520-900.0

KÄRCHER



		Order No.	Max. working pressure	Length		Price	Description	
Rotating spray lances								
850 mm spray pipe, rotatable	1	4.112-006.0	300 bar	840 mm			850 mm stainless steel lance (manual coupling) with ergonomic handle for ease of use and protection. Rotatable 360° under pressure.	■
Spray lance, 200 mm, rotatable	2	4.112-027.0	300 bar	250 mm			600 mm stainless steel lance (manual coupling) with ergonomic handle for ease of use and protection. Rotatable 360° under pressure.	□
Spray lance, 400 mm, rotatable	3	4.112-024.0	300 bar	400 mm				□
600 mm spray pipe, rotatable	4	4.112-007.0	300 bar	600 mm				□
1050 mm spray pipe, rotatable	5	4.112-000.0	300 bar	1050 mm			1050 mm stainless steel lance (manual coupling) with ergonomic handle for ease of use and protection. Rotatable 360° under pressure.	□
1550 mm spray pipe, rotatable	6	4.112-018.0	300 bar	1550 mm			1550 mm stainless steel lance (manual coupling) with ergonomic handle for ease of use and protection. Rotatable 360° under pressure.	□
2050 mm spray pipe, rotatable	7	4.112-021.0	300 bar	2050 mm			2050 mm stainless steel lance (manual coupling) with ergonomic handle for ease of use and protection. Rotatable 360° under pressure.	□
Double lance								
Double lance 960 mm	8	6.394-665.0	310 bar	960 mm			960 mm double lance for variable pressure adjustment on handle at full water flow rate. Suitable for agricultural use (e.g. stable cleaning).	□
Angular spray lance								
Spray lance for toilets and rain gutters	9	4.112-029.0					Stainless steel lance WC and gutter with nozzle insert. Specially shaped for effective and hygienic cleaning of gutters and toilets.	□
Flexible spray lance								
Flexible lance 1050 mm	10	4.112-035.0	210 bar	1050 mm			1050 mm flexible lance with variable bend from 20° to 140°, ideal for cleaning difficult to reach areas, e.g. gutters.	□
Telescopic spray lance								
Telescopic spray lance	11	4.112-037.0	225 bar	5400 mm			Can be continuously extended from 1.8 to 5.4 m. For cleaning areas that are difficult to reach, such as ceilings or facades. With integrated HD trigger gun, M 22 x 1.5 connection with rotary coupling. Connection for M 18 x 1.5 nozzles.	□
Strap for telescopic spray pipe	12	6.373-987.0					Convenient strap for relief when working with the telescopic spray lance (6.394-690). The burden is optimally distributed on the body and longer periods of use are possible.	□
Gutter cleaner								
Gutter cleaning lance	13	2.112-015.0					The lance is suited for cleaning of gutter systems. Because of the shape of the lance and the special nozzle the gutter can be cleaned without removing the cover plates.	□
Undercarriage spray lance								
Underbody lance	14	4.112-032.0		700 mm			Stainless steel lance for effective and easy underbody and wheel arch cleaning. Without high-pressure nozzle.	□
Additional handle								
Additional handle for EASY!Lock spray lances	15	4.321-380.0						□

■ Included in delivery. □ Available accessories. ▲ Extension hose.

ACCESSORIES FOR HD 5/12 C 1.520-900.0



		Order No.					Price	Description	
Y distributor									
Y distributor	1	4.111-024.0							<input type="checkbox"/>

Included in delivery.
 Available accessories.
 Extension hose.

ACCESSORIES FOR HD 5/12 C 1.520-900.0



		Order No.	Flow rate	Nozzle size	Diame-ter	Price	Description	
FR Classic surface cleaner								
FR Classic surface cleaner	1	2.111-016.0			300 mm		The ideal entry-level model in the Kärcher surface cleaner range for cleaning surfaces indoors and outdoors. With splash guard and up to 150 bar working pressure.	<input type="checkbox"/>
Hard Surface Cleaner FRV 30								
Rubber lip for FRV 30	2	2.642-910.0					For smooth floors indoors. The squeegee increases the suction performance of the FRV 30 and minimises the amount of water remaining. This means the floor is dry in just a few minutes.	<input type="checkbox"/>
Extension hose 5 m	3	4.440-939.0					5m extension hose for FRV 30. Connection sleeve included.	<input type="checkbox"/>
Hose fastening attachment kit	4	2.642-528.0						<input type="checkbox"/>
Dirt trap attachment kit	5	2.642-532.0						<input type="checkbox"/>
FRV 30 surface cleaner	6	2.111-010.0						<input type="checkbox"/>
Hard surface cleaner FR 30								
FR 30	7	2.111-011.0			300 mm			<input type="checkbox"/>
FR 30 Me surface cleaner								
Hard Surface Cleaner FR 30 Me	8	2.111-013.0			300 mm		Hot water resistant stainless steel surface cleaner with double ceramic bearings, non-marking swivel castors and suction hose connection. Ideal for indoor cleaning, e.g. food industry.	<input type="checkbox"/>
Machine-specific nozzle kits for FR								
Nozzle kit for surface cleaners	9	2.640-482.0	450-500 l/h				Nozzle kit includes power nozzles and unions. For Kärcher surface cleaners (450 to 500 l/h).	<input type="checkbox"/>
Machine-specific nozzle kits for FRV								
Nozzle kit 035 - for FRV	10	2.642-430.0		35				<input type="checkbox"/>
Machine-specific nozzle kits for FR Classic								
Nozzle kit for FR Classic 034	11	2.885-313.0		34			Nozzle kit specifically for FR Classic surface cleaner.	<input type="checkbox"/>
FRV 30 Me surface cleaner								
Extension hose FRV 30 Me and FRV 50 Me	12	4.441-040.0						<input type="checkbox"/>
Surface Cleaner FRV 30 Me	13	2.111-012.0						<input type="checkbox"/>
Surface Cleaner FR 50 Me								
Surface Cleaner FRV 50 ME	14	2.111-024.0						<input type="checkbox"/>

■ Included in delivery. □ Available accessories. ▲ Extension hose.

ACCESSORIES FOR HD 5/12 C

1.520-900.0



								Order No.						Price	Description	
Nozzle union																
	Protection part TR only for replacement	1	4.112-011.0													<input type="checkbox"/>
Coupling parts																
	Articulated joint	2	6.987-705.0												This articulated joint with variable angle adjustment (up to an angle of 120°) is recommended for cleaning hard to reach areas. Fits directly on the spray lance.	<input type="checkbox"/>
Rotary coupling																
	Rotary coupling	3	4.111-021.0												Reliably prevents twisting of HP hoses. Connection M 22 x 1.5 m. Handle protection	<input type="checkbox"/>
Coupling																
	Connector	4	4.111-037.0												For connecting and extending HP hoses, 2 x M 22 x 1.5 m connection, brass with rubber protection	<input type="checkbox"/>
Connector																
	Screw sockets for surface cleaners and Servo Control controller	5	4.111-022.0												For attaching high-pressure nozzles and accessory parts to the HD trigger gun (with nozzle screws) - 1 x M 22 x 1.5/1 x M 18 x 1.5.	<input type="checkbox"/>
	Short spray unit	6	4.111-038.0													<input type="checkbox"/>
EASY!Lock adapter																
	Adapter 1 M22 x 1.5 AG - EASY!Lock 22 AG	7	4.111-029.0												Adaptor for connecting pressure hoses with EASY!Lock and pressure hoses with M 22 x 1.5 connection.	<input type="checkbox"/>
	Adapter 2 M22 x 1.5 IG - EASY!Lock 22 AG	8	4.111-030.0												Adaptor for connecting high-pressure cleaners or high-pressure guns with M 22 x 1.5 connection and pressure hoses with EASY!Lock.	<input type="checkbox"/>
	Adapter 3 M22 x 1.5 IG - EASY!Lock 22 AG	9	4.111-031.0												Adaptor for connecting high-pressure guns with M 22 x 1.5 connection and spray lances or Servo Control controllers with EASY!Lock.	<input type="checkbox"/>
	Adapter 4 EASY!Lock 22 IG - AVS	10	4.111-032.0												Adaptor for connecting pressure hoses with AVS swivel connection and EASY!Force high-pressure gun.	<input type="checkbox"/>
	Adapter 5 EASY!Lock 22 IG - M22 x 1.5 AG	11	4.111-033.0												Adaptor for connecting EASY!Force high-pressure gun and spray lances with M 22 x 1.5 connection.	<input type="checkbox"/>
	Adapter 6 EASY!Lock 22 IG - M22 x 1.5 AG	12	4.111-034.0												Adaptor for connecting pressure hoses with M 22 x 1.5 connection and EASY!Force high-pressure gun or high-pressure cleaners with EASY!Lock.	<input type="checkbox"/>
	Adapter 7 M18 x 1.5 IG - EASY!Lock 20 AG	13	4.111-035.0												Adaptor for connecting spray lances with M 18 x 1.5 connection and nozzles, surface cleaners or wash brushes with EASY!Lock.	<input type="checkbox"/>
	Adapter 8 EASY!Lock 20 IG - M18 x 1.5 AG	14	4.111-036.0												Adaptor for connecting nozzles, surface cleaners or wash brushes with M 18 x 1.5 connection and spray lances with EASY!Lock.	<input type="checkbox"/>
Cleaning agent injector																
	Cleaning agent injector for high pressure (without nozzle)	15	3.637-170.0												Cleaning agent dosage at high pressure 3 - 5 %	<input type="checkbox"/>
	Cleaning agent injector for high and low pressure (without nozzles)	16	4.637-032.0												Detergent injector for independent high and low pressure dosage. Maximum dosage about 15%.	<input type="checkbox"/>
	Cleaning agent injector for high pressure (without nozzle)	17	4.637-033.0												Cleaning agent dosage at high pressure 3 - 5 %	<input type="checkbox"/>
Machine-specific nozzle kit with order no. 3.637-170.0																
	Nozzle kit HD 500-700 l/h	18	4.769-045.0												For HD 500 - 700 l/h. Consists of nozzle insert + HP power nozzle + union	<input type="checkbox"/>

■ Included in delivery. □ Available accessories. ▲ Extension hose.

ACCESSORIES FOR HD 5/12 C 1.520-900.0



		Order No.					Price	Description	
Nozzle insert with order no. 3.637-001.0									
Nozzle insert up to 1,100 l/h - high pressure	19	4.769-003.0						Nozzle insert for detergent injector 3.637-001 for high-pressure detergent application. For high-pressure cleaners with a water flow rate up to 1100 l/h.	<input type="checkbox"/>
Nozzle insert up to 1,100 l/h - low pressure	20	4.769-001.0						For low pressure with machines up to 1.100 l/h	<input type="checkbox"/>

■ Included in delivery. □ Available accessories. ▲ Extension hose.

ACCESSORIES FOR HD 5/12 C 1.520-900.0



1-4

		Order No.	Nozzle size				Price	Description	
HP nozzle spray angle 0°									
High-pressure nozzle spray angle 0°	1	2.113-001.0	40					High-pressure nozzle with powerful jet for extremely stubborn dirt.	<input type="checkbox"/>
Power nozzle spray angle 15°									
Power nozzle spray angle 15°	2	2.113-043.0	36						<input type="checkbox"/>
Power nozzle spray angle 25°									
Power nozzle spray angle 25°	3	2.113-004.0	35						<input type="checkbox"/>
Power nozzle spray angle 40°									
Power nozzle spray angle 40°	4	2.113-003.0	40					Power nozzle with a 40° spray angle and fan jet, suitable for large areas and sensitive surfaces.	<input type="checkbox"/>

■ Included in delivery. □ Available accessories. ▲ Extension hose.

ACCESSORIES FOR HD 5/12 C

1.520-900.0




		Order No.	Nozzle size				Price	Description	
Wet blasting attachment (without nozzle)									
Wet blasting attachment with flow control (without nozzles)	1	4.115-000.0						Paint, rust and scale removal made easy: Kärcher wet blasting attachment with flow control for adding blasting abrasive to the high-pressure jet.	<input type="checkbox"/>
Wet blasting attachment without flow control (nozzles not included)	2	4.115-006.0						Paint, rust and scale removal made easy: Kärcher wet blasting attachment with flow control for adding blasting abrasive to the high-pressure jet. Without flow control.	<input type="checkbox"/>
Nozzle kits for wet jet unit									
Nozzle pack TR wet jet set 0035	3	2.112-021.0	35					Nozzle kit with wet blasting nozzle and nozzle insert (type specific). For optimal Kärcher wet blasting attachment performance. Only in combination with wet blasting attachment 4.115-000.0 4.115-006.0.	<input type="checkbox"/>
Boron carbide nozzle									
Boron carbide nozzle, for machines up to 1,000 l/h	4	6.415-084.0	6 mm					In addition to nozzle packs. Very wear-resistant nozzle with boron carbide chuck for continuous-duty operation.	<input type="checkbox"/>

■ Included in delivery. □ Available accessories. ▲ Extension hose.

ACCESSORIES FOR HD 5/12 C

1.520-900.0




		Order No.	Max. working pressure	Nozzle size	Diameter		Price	Description	
Pipe cleaning hose, ID 6									
Hose assembly TR pipe cleaning DN6 14MPa	1	6.110-048.0	140 bar					10 m flexible high-pressure hose (DN 6) for cleaning pipes (threaded connection for R 1/8 nozzle).	<input type="checkbox"/>
Pipe cleaning hose, DN 6, 20 m, max. 120 bar	2	6.110-049.0	140 bar					The 20 m pipe cleaning hose is a highly flexible high pressure hose for pipe interior cleaning (threaded connection for nozzle R 1/8).	<input type="checkbox"/>
Pipe cleaning hose, DN 6, 30 m, max. 120 bar	3	6.110-050.0	140 bar					30 m flexible high-pressure hose (DN 6) for cleaning pipes (threaded connection for R 1/8 nozzle).	<input type="checkbox"/>
Pipe cleaning nozzle									
Pipe cleaning dirt blaster D 25 / O40	4	6.415-944.0		40	25 mm			The forward-tilted rotating pencil jet removes the most stubborn dirt. The three backwards-tilted jets ensure the necessary forward movement, as well as convenient handling.	<input type="checkbox"/>
Pipe cleaning dirt blaster D 30 / O40	5	6.415-946.0		40	30 mm				<input type="checkbox"/>
Pipe cleaning dirt blaster D 35 / O40	6	6.415-948.0		40	35 mm				<input type="checkbox"/>
Pipe cleaning nozzle	7	5.763-015.0		55	16 mm			16 mm pipe cleaning nozzle with internal thread. Various jet directions for environmentally-friendly cleaning of blocked drains and pipes.	<input type="checkbox"/>
	8	5.763-020.0		65	16 mm				<input type="checkbox"/>
	9	5.763-017.0		50	30 mm			Pipe cleaning nozzle with inner thread. Different spray directions. The hose moves freely through the pipe. (R 1/8" connection, 3 x 30° backwards, diameter 30 mm.)	<input type="checkbox"/>
Rotating pipe cleaning nozzle	10	6.415-428.0		50	16 mm			Pipe cleaning nozzle with four rotating jets and inner thread. Different spray directions. The hose moves freely through the pipe. With R 1/8" connection.	<input type="checkbox"/>

■ Included in delivery. □ Available accessories. ▲ Extension hose.

ACCESSORIES FOR HD 5/12 C

1.520-900.0



		Order No.	Flow rate				Price	Description	
Cup foam lance									
Packing complete for 6.394-969.0	1	2.112-018.0						Short, handy foam lance with adjustable spray angle with 1 litre detergent tank. Ideal for cleaning cars due to its compact design.	<input type="checkbox"/>
1-litre cleaning agent container for foam lance	2	6.414-954.0							<input type="checkbox"/>
Inno Foam Kit									
Inno Foam Set with detergent injector	3	2.640-151.0						High-pressure foam system with double lance (foam nozzle and high-pressure jet for rinsing). For use with mobile and stationary high-pressure and HDS pressure cleaners for cleaning or disinfection.	<input type="checkbox"/>
	4	2.112-000.0							<input type="checkbox"/>
Easy Foam Set									
Easy Foam Set with RM injector	5	2.112-010.0						HP foam system for use with HD/HDS units for cleaning and disinfecting. Foam nozzle for connection to lance and HP chemical injector with precision 0-5% metering valve. The machine specific nozzle kit has to be ordered separately.	<input type="checkbox"/>
Nozzle kits for Inno/Easy Foam Set									
Nozzle kit 060 for Inno / Easy Set 600-700 l/h	6	2.640-687.0	600-700 l/h					Optimal adaptation to different machine outputs for economic use.	<input type="checkbox"/>
Nozzle kit 055 for Inno / Easy Set 500-600 l/h	7	2.111-009.0	500-600 l/h						<input type="checkbox"/>
Foam nozzle mounting kit									
Foam nozzle attachment kit	8	2.637-926.0						Foaming agent kit. The foam nozzle is ideal for use in sanitary areas and the food industry and wherever long application times are necessary.	<input type="checkbox"/>
	9	2.112-013.0							<input type="checkbox"/>

■ Included in delivery. □ Available accessories. ▲ Extension hose.

ACCESSORIES FOR HD 5/12 C 1.520-900.0



		Order No.	Length				Price	Description	
Automatic, self-winding hose reels									
Automatic hose reel, powder-coated steel / plastic	1	6.392-074.0	20 m					Automatic hose reel for 20 m high-pressure hose. The console is made from powder-coated steel, the drum is made from plastic.	<input type="checkbox"/>
Automatic stainless steel / synthetic material hose drum	2	6.392-083.0	20 m					Automatic hose reel for 20 m high-pressure hose. The console consists of stainless steel, the drum is made from plastic.	<input type="checkbox"/>
Automatic hose reel, coated	3	6.392-106.0	20 m					Automatic hose reel of durable plastic. Painted steel bracket. Suitable for 20 m high-pressure hose.	<input type="checkbox"/>
Add-on kit hose reel lacquered basaltgra	4	6.392-105.0	20 m						<input type="checkbox"/>
Automatic hose reel, stainless steel, includes swivel holder	5	6.392-076.0	20 m					Automatic stainless steel hose reel. With swivel holder. Suitable for 20 m high-pressure hose.	<input type="checkbox"/>
ABS automatic stainless steel hose drum	6	6.392-122.0	20 m					High-grade, automatic steel hose reel. Especially suitable for use in the food industry. The material and finish provide for a corrosion-resistant, watertight capsuled sprong drive. Connection for HP hoses with nipple.	<input type="checkbox"/>
Powder-coated swivel holder	7	2.639-931.0						Swivel holder for automatic hose reel wall mounting. For maximum action radius and flexibility of high-pressure hose. Rotatable 120°. Galvanised steel.	<input type="checkbox"/>
Pivoting stainless steel wall bracket attachment kit	8	2.641-867.0						Swivelling wall bracket made of high-grade steel (for 2.641-866). This makes maximum flexibility and convenience possible when working with the HP hose.	<input type="checkbox"/>

■ Included in delivery. □ Available accessories. ▲ Extension hose.

ACCESSORIES FOR HD 5/12 C

1.520-900.0

KÄRCHER



		Order No.	Length	Diameter		Price	Description	
Starting current limiter								
Starting current limiter	1	2.637-495.0					Reduces starting current in single-phase supply and protects line fuse.	<input type="checkbox"/>
Geka coupling								
Geka connector with hose barb, R 1/2"	2	6.388-461.0					with hose liner	<input type="checkbox"/>
Geka connector with hose barb, R 3/4"	3	6.388-455.0						<input type="checkbox"/>
Geka connector with hose barb, R 1"	4	6.388-465.0						<input type="checkbox"/>
Geka connector with inner thread, R 3/4"	5	6.388-473.0					with female thread	<input type="checkbox"/>
Suction filter								
Water suction filter	6	6.414-956.0						<input type="checkbox"/>
Suction filter with check valve	7	4.730-012.0					Brass suction filter suitable for ponds, storage tanks, etc. With check valve.	<input type="checkbox"/>
Water fine filter								
Water fine filter, with adapter	8	4.730-102.0					Fine-mesh water filter, 125 µm, max. temperature 50°C. Protects the high-pressure cleaner from dirt particles contained in the water. Water flow rate up to 1200 l/h. Connection 3/4", with adapter, 1".	<input type="checkbox"/>
Water supply hose								
Water supply hose	9	4.440-038.0	7.5 m				NW 13 R1" / R 3/4", up to 30 °C	<input type="checkbox"/>
	10	4.440-207.0	7.5 m				NW 19 R1" / R 3/4", up to 85 °C, for pick-up	<input type="checkbox"/>
Backflow check valve								
Backflow preventer	11	2.641-374.0					To prevent detergent getting into the drinking water cycle in case of inlet at low-pressure. - hot water resistant up to 80 °C - tested according to IEC 60335-2-79 - integrated leakage protection	<input type="checkbox"/>

■ Included in delivery. □ Available accessories. ▲ Extension hose.

ACCESSORIES FOR HD 5/12 C 1.520-900.0



		Order No.	Flow rate				Price	Description	
Push-on washing brush									
Push-on wash brush	1	4.762-497.0						The wash brush is fitted directly onto the devices' new dual and triple nozzles using clamping.	<input type="checkbox"/>
	2	4.113-001.0						For general-purpose cleaning of all surfaces. Clamps directly onto the spray lance. Connection M 18 x 1.5	<input type="checkbox"/>
Rotating washing brush									
Rotating wash brush for < 800 l/h machines, nylon bristles	3	4.113-004.0	500-800 l/h					The rotating wash brush gently removes fine dust and traffic film from all surfaces. Temperature resistant up to 60°C. (M 18 x 1.5, replaceable brush insert).	<input type="checkbox"/>
Rotating wash brush for < 800 l/h machines, natural bristles	4	4.113-003.0	500-800 l/h					Driven by water stream. Gently removes fine dust and traffic film from any surface. Temperature resistant up to 60°C, M 18 x 1.5 (replaceable brush insert).	<input type="checkbox"/>

■ Included in delivery. □ Available accessories. ▲ Extension hose.