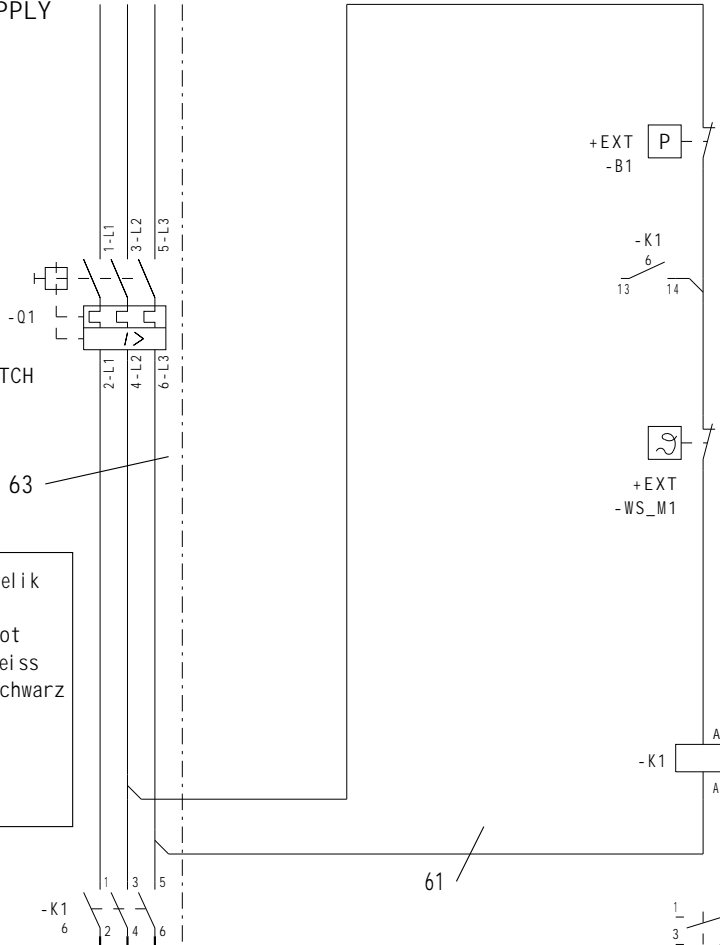


EINSPEISUNG  
POWER SUPPLY

L1 L2 L3 PE

MOTORSCHUTZSCHALTER  
MOTOR PROTECTING SWITCH

Fa. ATB	Fa. Arcelik
U1 rot	U1 rot
V1 gelb	V1 weiss
W1 schwarz	W1 schwarz
U2 weiss	
V2 blau	
W2 grau	



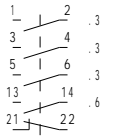
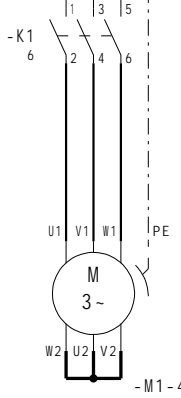
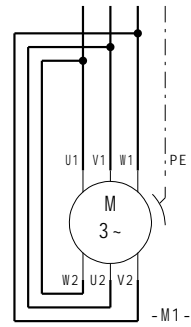
DRUCKSCHALTER  
PRESSURE SWITCH

K1/14 ALS KLEMME VERWENDEN  
USE K1/14 AS CLAMP

WICKLUNGSSCHUTZ  
INTERWINDING CONTACT

SCHÜTZ  
CONTACTOR

SCHÜTZ-SPULE  
CONTACTOR-COIL  
400V oder 230V  
400V or 230V



Datum date	GEZ. draft	GEPR. check	NORM stand.	A-IND. ch.-ind.	ANZ. no.	AND./FR. change/rel.	ERS.F. exch. of	Dok.-Nr. doc-no.	Dok.-Vers. doc-vers.	ANLAGE = plant	ORT + HS location	 Winnenden	BENENNUNG identification	Stromlaufplan	ZEICHNUNGS-NR. drawing-no.			
date	dessin.	vérif.	stand.	ch.-ind.	no.	change/rel.	repl.	doc-no.	doc-vers.	installat.	lieu		identification		Dessin No.	0.088-605		
22.06.05	HFR	WSB	CST-D	a	1	2011150	03.03.03	001	01	AUFTRAG order no.	0.088-605		ANLAG.-BEZ. plant desig.	HD 10/21 mit CONDOR-Schalter	BLATT page	1	BLATTZ. page tot.	1
File: HD-1025-C-V2								 Dokument document	5037410									