





HD 7/14-4 M Plus

Mobile high-pressure cleaner HD 7/14-4 M with AC motor and 3-piston axial pump. Compact, reliable device with high cleaning performance and energy efficiency for daily use.



1 High-quality equipment

- Automatic pressure relief for protecting the components extends their service life.
- Powerful, 4-pole slow-running electric motor.

2 Flexible operation

- Designed for upright and horizontal operation.
- Maximum stability in horizontal operation as the wheels do not touch the ground.

3 Outstanding mobility

- Push handle can be retracted at the push of a button, thus increasing the compactness of the machine and reducing the space requirement.
- Effortless storage in service vehicles.

4 Clever accessory storage

- Bracket for fixing the cup foam lance.
- EASY!Lock TR20 allows the power nozzle or a surface cleaner to be stored directly at the machine.



HD 7/14-4 M Plus

- Four-pole, low-speed, robust AC motor
- Save time and effort: EASY!Force high-pressure gun and EASY!Lock quick-release couplings.
- Automatic pressure relief and up to 20 percent higher energy efficiency

Technical data

| | | |
|---------------------------|-------------|-----------------|
| Order no. | | 1.524-932.0 |
| EAN code | | 4054278359984 |
| Current type | Ph / V / Hz | 1 / 230 / 50 |
| Flow rate | l/h | 700 |
| Working pressure | bar / MPa | 140 / 14 |
| Max. pressure | bar / MPa | 210 / 21 |
| Max. inlet temperature | °C | 60 |
| Connection load | kW | 3.4 |
| Weight (with accessories) | kg | 37 |
| Dimensions (L × W × H) | mm | 400 × 455 × 700 |

Equipment

| | | |
|--------------------|----|----------------------|
| Spray gun | | EASY!Force |
| High-pressure hose | m | 10 / Premium quality |
| Spray lance | mm | 840 |
| Power nozzle | | ■ |
| Dirt blaster | | ■ |
| ANTI!Twist | | - |
| Pressure cut-off | | ■ |
| Servo Control | | - |

■ Included in the scope of supply.

HD 7/14-4 M PLUS

1.524-932.0

KÄRCHER


| | | Order no. | ID | Max. working pressure | Length | Price | Description | |
|---|----|-------------|-------|-----------------------|--------|-------|---|---|
| Standard with unions on both sides | | | | | | | | |
| High-pressure hose 2 x EASY!Lock DN 8, 315 bar, 10 m, ANTI!Twist | 1 | 6.110-031.0 | ID 8 | 315 bar | 10 m | | High-pressure hose (ID 8) suitable for up to 315 bar pressure. High-pressure hose with innovative EASY!Lock hand screw connection at both ends, ANTI!Twist, 10 m long. | ▲ |
| High-pressure hose 2 x EASY!Lock DN 8, 315 bar, 15 m, ANTI!Twist | 2 | 6.110-030.0 | ID 8 | 315 bar | 15 m | | 15 m long high-pressure hose, ID 8, with ANTI!Twist at both ends with time-saving EASY!Lock hand screw connection. | ▲ |
| High-pressure hose 2 x EASY!Lock DN 8, 315 bar, 20 m, ANTI!Twist | 3 | 6.110-032.0 | ID 8 | 315 bar | 20 m | | High-pressure hose (ID 8), 20 m long, with time-saving and robust EASY!Lock hand screw connection at both ends. For up to 315 bar pressure. | ▲ |
| High-pressure hose, 2 x EASY!Lock, DN 8, 315 bar, 30 m, ANTI!Twist | 4 | 6.110-014.0 | ID 8 | 315 bar | 30 m | | Convenient length (30 m) and innovative EASY!Lock hand screw connection: high-pressure hose (ID 8) with ANTI!Twist for up to 315 bar pressure. | ▲ |
| High-pressure hose, 2 x EASY!Lock, DN 10, 220 bar, 15 m | 5 | 6.110-042.0 | ID 10 | 220 bar | 15 m | | With innovative EASY!Lock hand screw connection for up to 220 bar pressure: 15 m long high-pressure hose (ID 10). | ▲ |
| High-pressure hose, 2 x EASY!Lock, DN 10, 220 bar, 20 m | 6 | 6.110-043.0 | ID 10 | 220 bar | 20 m | | Main features of this high-pressure hose (ID 10): 20 m long with extremely time-saving and convenient EASY!Lock hand screw connection at both ends. | ▲ |
| High-pressure hose, 2 x EASY!Lock, DN 10, 220 bar, 25 m | 7 | 6.110-044.0 | ID 10 | 220 bar | 25 m | | Impressive values and basic equipment: high-pressure hose, (ID 10), 25 m long, for up to 220 bar pressure. | ▲ |
| High-pressure hose, 2 x EASY!Lock, DN 10, 220 bar, 40 m | 8 | 6.110-045.0 | ID 10 | 220 bar | 40 m | | 40 m long high-pressure hose with EASY!Lock system for time-saving hand screw connection (at both ends). (ID) 10, up to 220 bar working pressure. | ▲ |
| High-pressure hose, 2 x EASY!Lock, DN 12, 210 bar, 15 m | 9 | 6.110-059.0 | ID 12 | 210 bar | 15 m | | Suitable for up to 250 bar working pressure: high-pressure hose (ID 12), 15 m long, with convenient EASY!Lock hand screw connection at both ends. | ▲ |
| High-pressure hose, 2 x EASY!Lock, DN 12, 210 bar, 40 m | 10 | 6.110-060.0 | ID 12 | 210 bar | 40 m | | With EASY!Lock hand screw connection, 40 m long for wide working radius: high-pressure hose (ID 12) with EASY!Lock hand screw connection at both ends. Suitable for up to 250 bar working pressure. | ▲ |
| High-pressure hose, 2 x EASY!Lock, DN 10, 220 bar, 10 m | 11 | 6.110-041.0 | ID 10 | 220 bar | 10 m | | Impressive values and basic equipment: high-pressure hose, (ID 10), 25 m long, for up to 220 bar pressure. | ▲ |
| High-pressure hose, 2 x EASY!Lock, DN 6, 250 bar, 10 m | 12 | 6.110-034.0 | ID 6 | 250 bar | 10 m | | High-pressure hose, 10 m long with EASY!Lock hand screw connection at both ends. ID 6, suitable for up to 250 bar. | □ |
| High-pressure hose 2 x EASY!Lock DN 6, 250 bar, 10 m, ANTI!Twist | 13 | 6.110-035.0 | ID 6 | 250 bar | 10 m | | High-pressure hose with EASY!Lock hand screw connection at both ends (ID 6), 10 m long. Suitable for up to 250 bar pressure with ANTI!Twist. | □ |
| High-pressure hose 2 x EASY!Lock DN 6, 300 bar, 10 m, ANTI!Twist | 14 | 6.110-056.0 | ID 6 | 300 bar | 10 m | | High-pressure hose (ID 6) with ANTI!Twist and new EASY!Lock hand screw connection at both ends. For up to 300 bar pressure. 10 m long. | □ |
| Longlife 400 with unions on both sides | | | | | | | | |
| Longlife 400 high-pressure hose, 2 x EASY!Lock, DN 8, 400 bar, 10 m, ANTI!Twist | 15 | 6.110-038.0 | ID 8 | 400 bar | 10 m | | Durable, 10 m long high-pressure hose (ID 8) with double steel reinforcement and EASY!Lock hand screw connection at both ends and ANTI!Twist. Approved for 400 bar pressure. | ▲ |
| Longlife 400 high-pressure hose, 2 x EASY!Lock, DN 8, 400 bar, 30 m, ANTI!Twist | 16 | 6.110-023.0 | ID 8 | 400 bar | 30 m | | Durable high-pressure hose with double steel reinforcement, ANTI!Twist and EASY!Lock hand screw connection at both ends. ID 8, 30 m long, for up to 400 bar pressure. | ▲ |
| Longlife 400 high-pressure hose, 2 x EASY!Lock, DN 8, 400 bar, 20 m, ANTI!Twist | 17 | 6.110-027.0 | ID 8 | 400 bar | 20 m | | High-pressure hose with ANTI!Twist, EASY!Lock hand screw connections and double steel reinforcement. 20 m long, ID 8, EASY!Lock hand screw connection at both ends. | ▲ |
| Longlife 400 high-pressure hose, 2 x EASY!Lock, DN 8, 400 bar, 15 m, ANTI!Twist | 18 | 6.110-029.0 | ID 8 | 400 bar | 15 m | | The double steel reinforcement ensures a long lifetime of this 15 m long high-pressure hose (ID 8), approved for up to 400 bar pressure hose. | ▲ |

■ Included in the scope of supply. □ Available accessories. ▲ Extension hose.

HD 7/14-4 M PLUS

1.524-932.0

KÄRCHER




| | | Order no. | ID | Max. working pressure | Length | Price | Description | |
|---|----|-------------|------|-----------------------|--------|-------|--|--------------------------|
| Longlife 400 high-pressure hose, 2 x EASY!Lock, DN 8, 400 bar, 1.5 m | 19 | 6.110-024.0 | ID 8 | 400 bar | 1.5 m | | 1.5 m short high-pressure hose (ID 8). With convenient EASY!Lock hand screw connection at both ends for robust and fast connections. Durable, for up to 400 bar pressure. | <input type="checkbox"/> |
| Longlife 400 high-pressure hose, 1 x EASY!Lock, 1 x M22 x 1.5, DN 8, 400 bar, 1.5 m | 20 | 6.110-069.0 | ID 8 | 400 bar | 1.5 m | | High-pressure hose (ID 8) with double steel reinforcement, 30 m long, suitable for up to 400 bar pressure. Connectors: M 22 x 1.5, quick and convenient EASY!Lock hand screw connection. | <input type="checkbox"/> |
| Food industry version with unions on both sides | | | | | | | | |
| High-pressure hose, food grade, 2 x EASY!Lock, DN 8, 10 m, AN-TI!Twist | 21 | 6.110-051.0 | ID 8 | 250 bar | 10 m | | High-pressure hose (ID 6), 10 m long, with grey, non-marking outer covering. Approved for use in the food industry. With quick and robust EASY!Lock hand screw connection at both ends. | <input type="checkbox"/> |
| High-pressure hose, food grade, 2 x EASY!Lock, DN 8, 20 m, AN-TI!Twist | 22 | 6.110-052.0 | ID 8 | 250 bar | 20 m | | Suitable for use in food industry: 20 m long high-pressure hose (ID 8) with grey, non-marking outer covering, AN-TI!Twist and EASY!Lock hand screw connections. | <input type="checkbox"/> |
| Longlife food design with screw connections at both ends | | | | | | | | |
| Longlife 400 high-pressure hose, food grade, 2 x EASY!Lock, DN 8, 10 m, AN-TI!Twist | 23 | 6.110-053.0 | ID 8 | 400 bar | 10 m | | With blue, non-marking and animal fat resistant outer covering: durable high-pressure hose (ID 8), 10 m long, AN-TI!Twist and EASY!Lock hand screw connection at both ends. | <input type="checkbox"/> |
| Longlife 400 high-pressure hose, food grade, 2 x EASY!Lock, DN 8, 20 m, AN-TI!Twist | 24 | 6.110-054.0 | ID 8 | 400 bar | 20 m | | Durable high-pressure hose with double steel reinforcement and blue, non-marking and animal fat resistant outer covering. 20 m long with EASY!Lock hand screw connections. | <input type="checkbox"/> |

■ Included in the scope of supply. □ Available accessories. ▲ Extension hose.

HD 7/14-4 M PLUS

1.524-932.0

KÄRCHER




| | | Order no. | Flow rate | | | | Price | Description | |
|---|---|-------------|-----------|--|--|--|-------|--|---|
| Trigger guns | | | | | | | | | |
| EASY!Force Advanced | 1 | 4.118-005.0 | | | | | | Effortless, not energy-sapping: the EASY!Force high-pressure gun uses the recoil force of the high-pressure jet to reduce the holding force for the operator to zero. | ■ |
| EASY!Force conversion kit 1 - from high-pressure hose | 2 | 4.111-050.0 | | | | | | For retrofitting Kärcher high-pressure cleaners with existing high-pressure hose: EASY!Force conversion kit 1 with EASY!Force high-pressure gun, spray lance and all adapters through to the nozzle. | □ |
| EASY!Force conversion kit 2 - from machine | 3 | 4.111-051.0 | | | | | | Developed for retrofitting existing high-pressure cleaners from Kärcher: EASY!Force conversion kit 2 with EASY!Force high-pressure gun, spray lance, high-pressure hose and necessary adapters. | □ |
| EASY!Force conversion kit 3 - high-pressure gun | 4 | 4.111-052.0 | | | | | | Compatible with existing high-pressure hose and spray lance: EASY!Force conversion kit 3, incl. EASY!Force trigger gun and all necessary adapters for upgrading your high-pressure cleaner. | □ |
| Quick connect | | | | | | | | | |
| Quick coupling | 5 | 2.115-000.0 | | | | | | For fast changes between different spray lances/accessories. Perfect for Kärcher spray unit, suitable for trigger gun/spray lance interface. With M 22 x 1.5 internal thread. | □ |
| Male coupling | 6 | 2.115-001.0 | | | | | | Hardened stainless steel male coupling for quick coupling 2.115-000. With M 22 x 1.5 external thread. | □ |

■ Included in the scope of supply. □ Available accessories. ▲ Extension hose.

HD 7/14-4 M PLUS

1.524-932.0

KÄRCHER


| | | Order no. | Max. working pressure | Length | | Price | Description | |
|--|----|-------------|-----------------------|---------|--|-------|---|---|
| Rotating spray lances | | | | | | | | |
| Spray lance, 840 mm, rotating | 1 | 4.112-006.0 | 300 bar | 840 mm | | | 850 mm stainless steel lance (manual coupling) with ergonomic handle for ease of use and protection. Rotatable 360° under pressure. | ■ |
| LED nozzle light | 2 | 2.680-002.0 | | 125 mm | | | Bright, lightweight LED work light for direct mounting on spray lance of EASY!Force high-pressure gun. Better view in unfavourable lighting conditions for up to 5 working hours. | □ |
| Spray lance, 250 mm, rotating | 3 | 4.112-027.0 | 300 bar | 250 mm | | | 600 mm stainless steel lance (manual coupling) with ergonomic handle for ease of use and protection. Rotatable 360° under pressure. | □ |
| Spray lance, 400 mm, rotatable | 4 | 4.112-024.0 | 300 bar | 400 mm | | | | □ |
| 600 mm spray pipe, rotatable | 5 | 4.112-007.0 | 300 bar | 600 mm | | | | □ |
| 1050 mm spray pipe, rotatable | 6 | 4.112-000.0 | 300 bar | 1050 mm | | | 1050 mm stainless steel lance (manual coupling) with ergonomic handle for ease of use and protection. Rotatable 360° under pressure. | □ |
| 1550 mm spray pipe, rotatable | 7 | 4.112-018.0 | 300 bar | 1550 mm | | | 1550 mm stainless steel lance (manual coupling) with ergonomic handle for ease of use and protection. Rotatable 360° under pressure. | □ |
| 2050 mm spray pipe, rotatable | 8 | 4.112-021.0 | 300 bar | 2050 mm | | | 2050 mm stainless steel lance (manual coupling) with ergonomic handle for ease of use and protection. Rotatable 360° under pressure. | □ |
| EASY!Lock 1000 mm spray lance extender | 9 | 4.112-048.0 | 300 bar | 1000 mm | | | Spray lance extension with EASY!Lock connection. Length 1000 mm. | □ |
| Double lance | | | | | | | | |
| Double lance 960 mm | 10 | 2.112-016.0 | 310 bar | 960 mm | | | 960 mm double lance for variable pressure adjustment on handle at full water flow rate. Suitable for agricultural use (e.g. stable cleaning). | □ |
| Angular spray lance | | | | | | | | |
| Spray lance for toilets and rain gutters | 11 | 4.112-029.0 | | | | | Stainless steel lance WC and gutter with nozzle insert. Specially shaped for effective and hygienic cleaning of gutters and toilets. | □ |
| Flexible spray lance | | | | | | | | |
| Flexible lance 1050 mm | 12 | 4.112-035.0 | 210 bar | 1050 mm | | | 1050 mm flexible lance with variable bend from 20° to 140°, ideal for cleaning difficult to reach areas, e.g. gutters. | □ |
| TR 20 articulated joint | 13 | 4.112-057.0 | 300 bar | | | | For hard-to-reach areas: High-pressure articulated joint with infinite angle adjustment up to 120°. Simply attach directly to the spray lance of the pressure washer. | □ |
| Telescopic spray lance | | | | | | | | |
| Telescopic spray lance | 14 | 4.112-037.0 | 225 bar | 5400 mm | | | Can be continuously extended from 1.8 to 5.4 m. For cleaning areas that are difficult to reach, such as ceilings or facades. With integrated HD trigger gun, M 22 x 1.5 connection with rotary coupling. Connection for M 18 x 1.5 nozzles. | □ |
| Strap for telescopic spray pipe | 15 | 6.373-987.0 | | | | | Convenient strap for relief when working with the telescopic spray lance (6.394-690). The burden is optimally distributed on the body and longer periods of use are possible. | □ |
| Gutter cleaner | | | | | | | | |
| Gutter cleaning lance | 16 | 2.112-015.0 | | 960 mm | | | The lance is suited for cleaning of gutter systems. Because of the shape of the lance and the special nozzle the gutter can be cleaned without removing the cover plates. | □ |
| Undercarriage spray lance | | | | | | | | |
| Underbody lance | 17 | 4.112-032.0 | | 700 mm | | | Stainless steel lance for effective and easy underbody and wheel arch cleaning. Without high-pressure nozzle. | □ |

■ Included in the scope of supply. □ Available accessories. ▲ Extension hose.

HD 7/14-4 M PLUS

1.524-932.0

KÄRCHER



18



19

| | | Order no. | Max. working pressure | Length | | | Price | Description | |
|--|----|-------------|-----------------------|--------|--|--|-------|---|--------------------------|
| Additional handle | | | | | | | | | |
| Additional handle for EASY!Lock spray lances | 18 | 4.321-380.0 | | | | | | Comfortable in every situation - the additional handle is easy to attach to the spray lance of our new EASY!Lock generation and makes work easier by allowing you to adjust your posture to suit the particular task. Regularly changing your posture relieves the strain on your body, making work more relaxed. Thanks to the 360°-rotatable spray lance, the additional handle can simply be fully rotated whilst working for greater flexibility. | <input type="checkbox"/> |
| PowerControl spray lance | | | | | | | | | |
| PowerControl spray lance 042 | 19 | 4.112-046.0 | | | | | | Our PowerControl spray lance with nozzle size 042 makes possible the appropriate cleaning performance for each cleaning task. Infinitely variable and precise pressure adjustment directly within reach. | <input type="checkbox"/> |

■ Included in the scope of supply. □ Available accessories. ▲ Extension hose.

HD 7/14-4 M PLUS

1.524-932.0

KÄRCHER



| | | Order no. | Max. working pressure | Nozzle size | | Price | Description | |
|----------------------------------|---|-------------|-----------------------|-------------|--|-------|--|---|
| Dirt blaster, large | | | | | | | | |
| Dirt blaster, large 045 | 1 | 4.114-042.0 | 300 bar | 45 | | | The dirt blaster with rotating pencil jet offers 10 times better cleaning performance. Ceramic nozzle and bearing ring for a long service life. Further data: Max. 300 bar, 30 MPa, 85°C. | ■ |
| Dirt Blaster, small | | | | | | | | |
| Dirt blaster, small 045 | 2 | 4.114-021.0 | 180 bar | 45 | | | Up to 50% higher cleaning and area performance than its predecessor: with the new performance dirt blaster (nozzle size 045), power losses have been minimised and the spray quality maximised. | □ |
| Triple nozzles | | | | | | | | |
| Triple nozzle 042 | 3 | 4.117-034.0 | 300 bar | 42 | | | Triple nozzle with manual nozzle changeover. Convenient spray adjustment. For machines with an injector, the low-pressure flat stream is useful for cleaning agent suction and application. Connection M 18 x 1.5. | □ |
| Angled vario nozzle 0-90° | | | | | | | | |
| Angled Vario nozzle 0-90° | 4 | 4.113-007.0 | | 50 | | | Variable angle nozzle for spray angle adjustment from 0° to 90°. For easy adjustment to all kinds of soiling and surfaces. | □ |

■ Included in the scope of supply. □ Available accessories. ▲ Extension hose.

HD 7/14-4 M PLUS

1.524-932.0



| | | Order no. | Nozzle size | | | | Price | Description | |
|-------------------------------------|---|-------------|-------------|--|--|--|-------|--|---|
| Power nozzle spray angle 25° | | | | | | | | | |
| Power nozzle 25° - 043 | 1 | 2.113-008.0 | 43 | | | | | Fan jet nozzle with 25° spray angle, suitable for large areas and removing stubborn dirt and stains. | ■ |
| HP nozzle spray angle 0° | | | | | | | | | |
| High-pressure nozzle 0° - 045 | 2 | 2.113-033.0 | 45 | | | | | High-pressure nozzle with powerful jet for extremely stubborn dirt. | □ |
| Power nozzle spray angle 15° | | | | | | | | | |
| Power nozzle 15° - 045 | 3 | 2.113-046.0 | 45 | | | | | Fan jet nozzle with 15° spray angle suitable for stubborn dirt. | □ |
| Power nozzle spray angle 40° | | | | | | | | | |
| Power nozzle 40° - 045 | 4 | 2.113-053.0 | 45 | | | | | Power nozzle with a 40° spray angle and fan jet, suitable for large areas and sensitive surfaces. | □ |

■ Included in the scope of supply. □ Available accessories. ▲ Extension hose.

HD 7/14-4 M PLUS

1.524-932.0

KÄRCHER


| | | Order no. | | | | | | Price | Description | |
|---|----|-------------|--|--|--|--|--|-------|--|--------------------------|
| Nozzle union | | | | | | | | | | |
| Nozzle screws | 1 | 4.112-011.0 | | | | | | | Nozzle screws with protectors for high-pressure and power nozzles | <input type="checkbox"/> |
| Cleaning agent injector | | | | | | | | | | |
| Stainless steel injector kit for HD 6/15C | 2 | 6.645-758.0 | | | | | | | Ideal for the HD 6/15 C high-pressure cleaner, the stainless steel injector ensures precise cleaning agent and foam dosage. With suction hose and vacuum filter. | <input type="checkbox"/> |
| Dosing valve for stainless steel injector | 3 | 6.500-000.0 | | | | | | | Retrofittable dosing valve for stainless steel injectors. For easy, convenient and precise cleaning agent dosing adjustment via a control knob. | <input type="checkbox"/> |
| Cleaning agent injector for high and low pressure (without nozzles) | 4 | 4.637-032.0 | | | | | | | Detergent injector for independent high and low pressure dosage. Maximum dosage about 15%. | <input type="checkbox"/> |
| Cleaning agent injector for high pressure (without nozzle) | 5 | 4.637-033.0 | | | | | | | Cleaning agent dosage at high pressure 3 - 5 % | <input type="checkbox"/> |
| Machine-specific nozzle kit with order no. 4.637-033.0 | | | | | | | | | | |
| Nozzle kit HD 500-700 l/h | 6 | 4.769-005.0 | | | | | | | For HD 500 - 700 l/h. Consists of nozzle insert + HP power nozzle + union | <input type="checkbox"/> |
| Nozzle insert with order no. 4.637-032.0 | | | | | | | | | | |
| Nozzle insert up to 1,100 l/h - high pressure | 7 | 4.769-003.0 | | | | | | | Nozzle insert for detergent injector 3.637-001 for high-pressure detergent application. For high-pressure cleaners with a water flow rate up to 1100 l/h. | <input type="checkbox"/> |
| Nozzle insert from 1,100 l/h - ND | 8 | 4.769-006.0 | | | | | | | For low pressure with machines above 1.100 l/h | <input type="checkbox"/> |
| Rotary coupling | | | | | | | | | | |
| Rotary coupling | 9 | 4.111-021.0 | | | | | | | Reliably prevents twisting of HP hoses. Connection M 22 x 1.5 m. Handle protection | <input type="checkbox"/> |
| Coupling | | | | | | | | | | |
| Adapter hose extension 9 TR | 10 | 4.111-037.0 | | | | | | | Adapter 9 to connect the new hose with the new hose | <input type="checkbox"/> |
| Connector | | | | | | | | | | |
| Screw socket for surface cleaners and Servo Control controllers | 11 | 4.111-022.0 | | | | | | | For attaching high-pressure nozzles and accessory parts to the HD trigger gun (with nozzle screws) - 1 x M 22 x 1.5/1 x M 18 x 1.5. | <input type="checkbox"/> |
| Y distributor | 12 | 4.111-024.0 | | | | | | | Offers the option to connect two spray units to the machine. Installation on the high pressure outlet. | <input type="checkbox"/> |
| Short spray unit | 13 | 4.111-038.0 | | | | | | | For attaching high-pressure nozzles and accessory parts to HP trigger gun (with nozzle screws). Not compatible with triple nozzles. | <input type="checkbox"/> |
| EASY!Lock adapter | | | | | | | | | | |
| Adapter 1 M22AG-TR22AG | 14 | 4.111-029.0 | | | | | | | Adapter 1 to connect the old hose with the new hose | <input type="checkbox"/> |
| Adapter 2 M22IG-TR22AG | 15 | 4.111-030.0 | | | | | | | Adapter 2 to connect the old device with the new hose and the old gun with the new hose | <input type="checkbox"/> |
| Adapter 3 M22IG-TR22AG | 16 | 4.111-031.0 | | | | | | | Adapter 3 to connect the old gun with the new spray lance and new servo regulator | <input type="checkbox"/> |
| Adapter 4 TR22IG-D11 | 17 | 4.111-032.0 | | | | | | | Adapter 4 to connect the new gun with the old swivel hose | <input type="checkbox"/> |
| Adapter 5 TR22IG-M22AG | 18 | 4.111-033.0 | | | | | | | Adapter 5 to connect the new gun with the old spray lance and new servo regulator with the old spray lance | <input type="checkbox"/> |
| Adapter 6 TR22IG-M22AG | 19 | 4.111-034.0 | | | | | | | Adapter 6 to connect the new device with the old hose and the old hose with the new gun | <input type="checkbox"/> |
| Adapter 7 M18IG-TR20AG | 20 | 4.111-035.0 | | | | | | | Adapter 7 to connect the old spray lance with the new nozzle | <input type="checkbox"/> |
| Adapter 8 TR20IG-M18AG | 21 | 4.111-036.0 | | | | | | | Adapter 8 to connect the new spray lance with the old nozzle | <input type="checkbox"/> |

■ Included in the scope of supply. □ Available accessories. ▲ Extension hose.

HD 7/14-4 M PLUS
1.524-932.0



| | | Order no. | | | | | Price | Description | |
|--|----|-------------|--|--|--|--|-------|---|--------------------------|
| Adapter 12 rotary coupling EASY!Lock 22 IG - M22 x 1.8 AG | 22 | 4.111-046.0 | | | | | | Rotatable adapter for connecting EASY!Force high-pressure gun and high-pressure hoses with M 22x1.5 connection | <input type="checkbox"/> |

■ Included in the scope of supply. □ Available accessories. ▲ Extension hose.

HD 7/14-4 M PLUS

1.524-932.0

KÄRCHER


| | | Order no. | Max. working pressure | Nozzle size | Diameter | | Price | Description | |
|--|----|-------------|-----------------------|-------------|----------|--|-------|---|--------------------------|
| Pipe cleaning hose, ID 6 | | | | | | | | | |
| Pipe cleaning hose, ID 6, 10 m, max. 250 bar | 1 | 6.110-046.0 | 250 bar | | | | | The 10 m pipe cleaning hose is a highly flexible high pressure hose for pipe interior cleaning (threaded connection for nozzle R 1/8). | <input type="checkbox"/> |
| Pipe cleaning hose, ID 6, 20 m, max. 250 bar | 2 | 6.110-008.0 | 250 bar | | | | | The 20 m pipe cleaning hose is a highly flexible high pressure hose for pipe interior cleaning (threaded connection for nozzle R 1/8). | <input type="checkbox"/> |
| Pipe cleaning hose, ID 6, 30 m, max. 250 bar | 3 | 6.110-047.0 | 250 bar | | | | | The 30 m pipe cleaning hose is a highly flexible high pressure hose for pipe interior cleaning (threaded connection for nozzle R 1/8). | <input type="checkbox"/> |
| Pipe cleaning hose, ID 6, 10 m, max. 140 bar | 4 | 6.110-048.0 | 140 bar | | | | | 10 m flexible high-pressure hose (DN 6) for cleaning pipes (threaded connection for R 1/8 nozzle). | <input type="checkbox"/> |
| Pipe cleaning hose, ID 6, 20 m, max. 140 bar | 5 | 6.110-049.0 | 140 bar | | | | | The 20 m pipe cleaning hose is a highly flexible high pressure hose for pipe interior cleaning (threaded connection for nozzle R 1/8). | <input type="checkbox"/> |
| Pipe cleaning hose, ID 6, 30 m, max. 140 bar | 6 | 6.110-050.0 | 140 bar | | | | | 30 m flexible high-pressure hose (DN 6) for cleaning pipes (threaded connection for R 1/8 nozzle). | <input type="checkbox"/> |
| Pipe cleaning nozzle | | | | | | | | | |
| Pipe cleaning dirt blaster D21/040 | 7 | 4.765-001.0 | | 40 | 21 mm | | | The forward-tilted rotating pencil jet removes the most stubborn dirt. The three backwards-tilted jets ensure the necessary forward movement, as well as convenient handling. | <input type="checkbox"/> |
| Pipe cleaning dirt blaster D30/040 | 8 | 4.765-004.0 | | 40 | 30 mm | | | | <input type="checkbox"/> |
| Pipe cleaning nozzle | 9 | 5.763-015.0 | | 55 | 16 mm | | | 16 mm pipe cleaning nozzle with internal thread. Various jet directions for environmentally-friendly cleaning of blocked drains and pipes. | <input type="checkbox"/> |
| | 10 | 5.763-016.0 | | 60 | 16 mm | | | | <input type="checkbox"/> |
| | 11 | 5.763-017.0 | | 50 | 30 mm | | | Pipe cleaning nozzle with inner thread. Different spray directions. The hose moves freely through the pipe. (R 1/8" connection, 3 x 30° backwards, diameter 30 mm.) | <input type="checkbox"/> |
| Rotating pipe cleaning nozzle | 12 | 6.415-428.0 | | 50 | 16 mm | | | Pipe cleaning nozzle with four rotating jets and inner thread. Different spray directions. The hose moves freely through the pipe. With R 1/8" connection. | <input type="checkbox"/> |

■ Included in the scope of supply. □ Available accessories. ▲ Extension hose.

HD 7/14-4 M PLUS

1.524-932.0

KÄRCHER


| | | Order no. | Flow rate | Nozzle size | Diameter | Price | Description | |
|---|----|-------------|-------------|-------------|----------|-------|---|--------------------------|
| Hard Surface Cleaner FRV 30 | | | | | | | | |
| Rubber lip for FRV 30 | 1 | 2.642-910.0 | | | | | For smooth floors indoors. The squeegee increases the suction performance of the FRV 30 and minimises the amount of water remaining. This means the floor is dry in just a few minutes. | <input type="checkbox"/> |
| Extension hose 5 m | 2 | 4.440-939.0 | | | | | 5m extension hose for FRV 30. Connection sleeve included. | <input type="checkbox"/> |
| Hose fastening attachment kit | 3 | 2.642-528.0 | | | | | Suction cup for fixing the suction hose to smooth surfaces. | <input type="checkbox"/> |
| Dirt trap attachment kit | 4 | 2.642-532.0 | | | | | Galvanised steel bucket for collecting coarse dirt and for fixing the suction hose in outside areas. | <input type="checkbox"/> |
| FRV 30 Surface Cleaner | 5 | 2.111-010.0 | | | | | With the integrated, automatic suction of the dirty water, the FRV 30 makes surface cleaning even more efficient and can be used in both inside and outside areas. There is no longer a need to rinse the surface after cleaning, since the dirty water can be discharged through the 5 m suction hose supplied. Additional quality features are the non-marking steering rollers and double ceramic bearing. Machine-specific nozzle kit must be ordered separately. Max. 250 bar / 1000 l/h / 60°C. | <input type="checkbox"/> |
| Hard surface cleaner FR 30 | | | | | | | | |
| FR 30 Surface Cleaner | 6 | 2.111-011.0 | | | 300 mm | | Up to 10 times greater area performance compared with the conventional high-pressure jet. Plastic casing for optimal manoeuvrability, double ceramic bearing for long working times, flexible connection joint for optimal handling and integrated parking position. Machine-specific nozzle kit must be ordered separately. Max. 180 bar / 850 l/h / 60°C. | <input type="checkbox"/> |
| FR 30 Me surface cleaner | | | | | | | | |
| Hard Surface Cleaner FR 30 Me | 7 | 2.111-013.0 | | | 300 mm | | Hot water resistant stainless steel surface cleaner with double ceramic bearings, non-marking swivel castors and suction hose connection. Ideal for indoor cleaning, e.g. food industry. | <input type="checkbox"/> |
| Machine-specific nozzle kits for FR | | | | | | | | |
| Nozzle kit for surface cleaners | 8 | 2.639-187.0 | 650-850 l/h | | | | Nozzle kit includes power nozzles and unions. For Kärcher surface cleaners (650 to 850 l/h). | <input type="checkbox"/> |
| Machine-specific nozzle kits for FRV | | | | | | | | |
| Nozzle kit 045 - for FRV | 9 | 2.642-432.0 | | 45 | | | Machine-specific nozzle kit with Kärcher power nozzles and jet nozzle for FRV 30. | <input type="checkbox"/> |
| FRV 30 Me surface cleaner | | | | | | | | |
| Extension hose FRV 30 Me and FRV 50 Me | 10 | 4.441-040.0 | | | | | 5 m extension hose for FRV 30 Me. Includes connecting adapter. | <input type="checkbox"/> |
| FRV 30 Me Surface Cleaner | 11 | 2.111-012.0 | | | | | Thanks to automatic suction of the dirty water, the stainless steel FRV 30 Me Surface Cleaner makes surface cleaning more efficient in both inside and outside areas. Hot water cleaning up to 85°C. | <input type="checkbox"/> |

■ Included in the scope of supply. □ Available accessories. ▲ Extension hose.

HD 7/14-4 M PLUS

1.524-932.0

KÄRCHER


| | | Order no. | Flow rate | | | | Price | Description | |
|--|---|-------------|-------------|--|--|--|-------|---|--------------------------|
| Cup foam lance | | | | | | | | | |
| Cup foam lance Basic 2 | 1 | 4.112-054.0 | 700-800 l/h | | | | | Newly developed, very robust Basic 2 cup foam lance especially for high-pressure cleaners with a flow rate of 700-800 l/h. For excellent foam quality with half the cleaning agent consumption. | <input type="checkbox"/> |
| Cup foam lance Advanced 042 | 2 | 2.112-018.0 | | | | | | Short, handy foam lance with adjustable spray angle with 1 litre detergent tank. Ideal for cleaning cars due to its compact design. | <input type="checkbox"/> |
| 1-litre cleaning agent container for advanced foam lance | 3 | 6.414-050.0 | | | | | | Additional 1-litre cleaning agent container for quick replacement of the cleaning agent (for foam lance 2.112-017.0 and 2.112-018.0). | <input type="checkbox"/> |
| Inno Foam Kit | | | | | | | | | |
| Inno Foam Set with detergent injector | 4 | 2.112-000.0 | | | | | | High-pressure foam system with double lance (foam nozzle and high-pressure jet for rinsing). For use with mobile and stationary high-pressure and HDS pressure cleaners for cleaning or disinfection. | <input type="checkbox"/> |
| Easy Foam Set | | | | | | | | | |
| Easy Foam Set with RM injector | 5 | 2.112-010.0 | | | | | | HP foam system for use with. HD/HDS units for cleaning and disinfecting. Foam nozzle for connection to lance and HP chemical injector with precision 0-5% metering valve. The machine specific nozzle kit has to be ordered separately. | <input type="checkbox"/> |
| Nozzle kits for Inno/Easy Foam Set | | | | | | | | | |
| Nozzle kit 055 for Inno / Easy Set 500-600 l/h | 6 | 2.111-009.0 | 500-600 l/h | | | | | Optimal adaptation to different machine outputs for economic use. | <input type="checkbox"/> |
| Foam nozzle mounting kit | | | | | | | | | |
| Foam nozzle attachment kit | 7 | 2.112-013.0 | | | | | | Foaming agent kit. The foam nozzle is ideal for use in sanitary areas and the food industry and wherever long application times are necessary. | <input type="checkbox"/> |

■ Included in the scope of supply. □ Available accessories. ▲ Extension hose.

HD 7/14-4 M PLUS

1.524-932.0

KÄRCHER



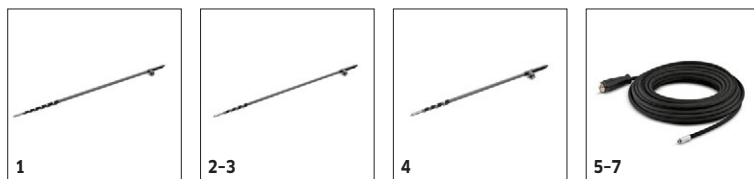
| | | Order no. | Length | | | | | Price | Description | |
|--|----|-------------|--------|--|--|--|--|-------|---|--------------------------|
| Manual hose reel attachment kit | | | | | | | | | | |
| Hose reel attachment kit for high-pressure middle class | 1 | 2.110-024.0 | 15 m | | | | | | | <input type="checkbox"/> |
| Automatic, self-winding hose reels for wall mounting | | | | | | | | | | |
| Automatic hose reel, powder-coated steel / plastic | 2 | 6.392-074.0 | 20 m | | | | | | Automatic hose reel for 20 m high-pressure hose. The console is made from powder-coated steel, the drum is made from plastic. | <input type="checkbox"/> |
| Automatic stainless steel / synthetic material hose drum | 3 | 6.392-083.0 | 20 m | | | | | | Automatic hose reel for 20 m high-pressure hose. The console consists of stainless steel, the drum is made from plastic. | <input type="checkbox"/> |
| Automatic hose reel, coated | 4 | 6.392-106.0 | 20 m | | | | | | Automatic hose reel of durable plastic. Painted steel bracket. Suitable for 20 m high-pressure hose. | <input type="checkbox"/> |
| Hose reel, automatic, basalt grey-coated | 5 | 6.392-105.0 | 20 m | | | | | | Automatic hose reels provide the highest level of safety and convenience for winding and unwinding HP hoses. For example: order no. 6.110-011.0 (ID 8, 20 m, 315 bar) or order no. 6.110-028.0 (ID 8, 20 m, 400 bar Longlife). | <input type="checkbox"/> |
| Automatic hose reel, stainless steel, includes swivel holder | 6 | 6.392-076.0 | 20 m | | | | | | Automatic stainless steel hose reel. With swivel holder. Suitable for 20 m high-pressure hose. | <input type="checkbox"/> |
| Automatic stainless steel hose reel | 7 | 6.392-122.0 | 20 m | | | | | | High-grade, automatic steel hose reel. Especially suitable for use in the food industry. The material and finish provide for a corrosion-resistant, watertight capsuled sprong drive. Connection for HP hoses with nipple. | <input type="checkbox"/> |
| | 8 | 6.392-442.0 | 40 m | | | | | | Automatic hose reels provide the highest level of safety and convenience for winding and unwinding HP hoses. Compatible high-pressure hose, e.g. order no. 6.110-076.0 (ID 8, 40 m, 400 bar, 1x hose reel connection attachment kit). | <input type="checkbox"/> |
| Powder-coated swivel holder | 9 | 2.639-931.0 | | | | | | | Swivel holder for automatic hose reel wall mounting. For maximum action radius and flexibility of high-pressure hose. Rotatable 120°. Galvanised steel. | <input type="checkbox"/> |
| Stainless steel swivel holder | 10 | 2.641-867.0 | | | | | | | Swivelling wall bracket made of high-grade steel (for 2.641-866). This makes maximum flexibility and convenience possible when working with the HP hose. | <input type="checkbox"/> |

■ Included in the scope of supply. □ Available accessories. ▲ Extension hose.

HD 7/14-4 M PLUS

1.524-932.0

KÄRCHER



| | | Order no. | Flow rate | Inlet temperature | Length | Length | Price | Description | |
|---|---|-------------|-----------|-------------------|--------|--------|-------|--|--------------------------|
| Solar cleaning - telescopic lances | | | | | | | | | |
| iSolar TL 14 C (without hose) | 1 | 4.110-002.0 | | max. 60 °C | | | | Full carbon telescopic rod for maximum rigidity with minimal weight. With 14 m max. reach and practical quick-release couplings for easy extension and retraction. | <input type="checkbox"/> |
| iSolar TL 10 C (without hose) | 2 | 4.110-007.0 | | max. 60 °C | | | | The full carbon telescopic lance offers maximum rigidity with minimal weight. It has a reach of up to 10 m and is fitted with practical quick-release couplings - for convenient extension and retraction. The speed is regulated via ball tap, guaranteeing easy handling. For occupational safety reasons, the lowest lance element is made from a carbon-fibre-glass mixture for electrical insulation. | <input type="checkbox"/> |
| iSolar TL 10 H (without hose) | 3 | 4.110-003.0 | | max. 60 °C | | | | Telescopic rod made from a carbon/fibreglass mixture for maximum rigidity with minimum weight. With 10 m max. reach and practical quick-release couplings for easy extension and retraction. | <input type="checkbox"/> |
| iSolar TL 7 H (without hose) | 4 | 4.110-004.0 | | max. 60 °C | | | | Telescopic rod made from a carbon/fibreglass mixture for maximum rigidity with minimum weight. With 7.2 m max. reach and practical quick-release couplings for easy extension and retraction. | <input type="checkbox"/> |
| iSolar HP hose 7 | 5 | 6.392-978.0 | | max. 155 °C | | | | High-quality, flexible HP hose (with rubber covering) for the iSolar TL 7. The outer layer has especially good sliding properties when extending and retracting the telescopic rod. | <input type="checkbox"/> |
| iSolar HP hose 10 | 6 | 6.392-977.0 | | max. 155 °C | | | | High-quality, flexible HP hose (with rubber covering) for the iSolar TL 10. The outer layer has especially good sliding properties when extending and retracting the telescopic rod. | <input type="checkbox"/> |
| iSolar HP hose 14 | 7 | 6.392-976.0 | | max. 155 °C | | | | High-quality, flexible HP hose (with rubber covering) for the iSolar TL 14. The outer layer has especially good sliding properties when extending and retracting the telescopic rod. | <input type="checkbox"/> |

■ Included in the scope of supply. □ Available accessories. ▲ Extension hose.

HD 7/14-4 M PLUS

1.524-932.0

KÄRCHER




| | | Order no. | Nozzle size | | | | Price | Description | |
|---|---|-------------|-------------|--|--|--|-------|---|--------------------------|
| Wet blasting attachment (without nozzle) | | | | | | | | | |
| Wet blasting attachment with flow control (without nozzles) | 1 | 4.115-000.0 | | | | | | Paint, rust and scale removal made easy: Kärcher wet blasting attachment with flow control for adding blasting abrasive to the high-pressure jet. | <input type="checkbox"/> |
| Wet blasting attachment without flow control (nozzles not included) | 2 | 4.115-006.0 | | | | | | Paint, rust and scale removal made easy: Kärcher wet blasting attachment with flow control for adding blasting abrasive to the high-pressure jet. Without flow control. | <input type="checkbox"/> |
| Nozzle kits for wet jet unit | | | | | | | | | |
| Nozzle kit for wet jet unit 045 | 3 | 2.112-022.0 | 45 | | | | | Nozzle kit with wet blasting nozzle and nozzle insert (type specific). For optimal Kärcher wet blasting attachment performance. Only in combination with wet blasting attachment 4.115-000.0 4.115-006.0. | <input type="checkbox"/> |
| Boron carbide nozzle | | | | | | | | | |
| Boron carbide nozzle, for machines up to 1,000 l/h | 4 | 6.415-084.0 | 6 mm | | | | | In addition to nozzle packs. Very wear-resistant nozzle with boron carbide chuck for continuous-duty operation. | <input type="checkbox"/> |

■ Included in the scope of supply. □ Available accessories. ▲ Extension hose.

HD 7/14-4 M PLUS

1.524-932.0

KÄRCHER



| | | Order no. | | | Price | De- scrip- tion | |
|--|---|-------------|--|--|-------|--|--------------------------|
| Geka coupling | | | | | | | |
| Geka connector with hose barb, R 1/2" | 1 | 6.388-461.0 | | | | with hose liner | <input type="checkbox"/> |
| Geka connector with hose barb, R 3/4" | 2 | 6.388-455.0 | | | | with hose liner | <input type="checkbox"/> |
| Geka connector with hose barb, R 1" | 3 | 6.388-465.0 | | | | with hose barb | <input type="checkbox"/> |
| Geka connector with inner thread, R 3/4" | 4 | 6.388-473.0 | | | | with female thread | <input type="checkbox"/> |
| Suction filter | | | | | | | |
| Water suction filter | 5 | 6.414-956.0 | | | | Suitable for ponds, storage tanks or similar, polyamide filter casing, stainless steel strainer, 800 µm mesh, R 3/4" and R 1" connection, without non-return valve | <input type="checkbox"/> |
| Suction filter with check valve | 6 | 4.730-012.0 | | | | Brass suction filter suitable for ponds, storage tanks, etc. With check valve. | <input type="checkbox"/> |

■ Included in the scope of supply. □ Available accessories. ▲ Extension hose.

HD 7/14-4 M PLUS

1.524-932.0

KÄRCHER



| | | Order no. | | | Price | Description | |
|-----------------------------------|----|-------------|--|--|-------|--|--------------------------|
| Water fine filter | | | | | | | |
| Water fine filter, 100 µm, R 3/4" | 7 | 2.637-691.0 | | | | Fine-mesh water filter, 100 µm, max. temperature 60°C. Protects the | <input type="checkbox"/> |
| Water fine filter, with adapter | 8 | 4.730-102.0 | | | | Fine-mesh water filter, 125 µm, max. temperature 50°C. Protects the | <input type="checkbox"/> |
| Backflow check valve | | | | | | | |
| Backflow preventer | 9 | 2.641-374.0 | | | | To prevent detergent getting into the drinking water cycle in case of inlet at | <input type="checkbox"/> |
| Other HP Accessories | | | | | | | |
| Starting current limiter | 10 | 2.637-495.0 | | | | Reduces starting current in single-phase supply and protects line fuse. | <input type="checkbox"/> |

■ Included in the scope of supply. □ Available accessories. ▲ Extension hose.

HD 7/14-4 M PLUS

1.524-932.0



| | | Order no. | Flow rate | | | | Price | Description | |
|--|---|-------------|--------------|--|--|--|-------|--|--------------------------|
| Push-on washing brush | | | | | | | | | |
| Push-on wash brush | 1 | 4.113-001.0 | | | | | | For general-purpose cleaning of all surfaces. Clamps directly onto the spray lance. Connection M 18 x 1.5 | <input type="checkbox"/> |
| Rotating washing brush | | | | | | | | | |
| Rotating wash brush for < 800 l/h machines, nylon bristles | 2 | 4.113-004.0 | 500-800 l/h | | | | | The rotating wash brush gently removes fine dust and traffic film from all surfaces. Temperature resistant up to 60°C. (M 18 x 1.5, replaceable brush insert). Driven by water stream. Gently removes fine dust and traffic film from any surface. Temperature resistant up to 60°C, M 18 x 1.5 (replaceable brush insert). | <input type="checkbox"/> |
| Rotating wash brush for > 800 l/h machines, nylon bristles | 3 | 4.113-002.0 | 800-1300 l/h | | | | | | <input type="checkbox"/> |
| Rotating wash brush for < 800 l/h machines, natural bristles | 4 | 4.113-003.0 | 500-800 l/h | | | | | | <input type="checkbox"/> |
| Rotating wash brush for > 800 l/h machines, natural bristles | 5 | 4.113-005.0 | 800-1300 l/h | | | | | | <input type="checkbox"/> |

■ Included in the scope of supply. □ Available accessories. ▲ Extension hose.