



BEDIENUNGSANLEITUNG


Baureihe 21



ANWENDUNGSBEISPIEL INNENAUSZIEHEN MIT GLEITHAMMER



Art.	Ø	mm	in	Ø	mm	in	Ø	mm	in
21-0	Ø100	5-6	3/4	71	Ø	215,224			
21-00	Ø100	6-10	1/2	73	Ø	215,224			
21-05	Ø100	8-12	3/4	75	Ø	215,224			
21-10	Ø100	10-14	1 1/4	77	Ø	215,224			
21-1	Ø100	12-16	1 3/4	79	Ø	215,224			
21-2	Ø100	14-18	2	81	Ø	215,224			
21-3	Ø100	16-20	2 1/4	83	Ø	215,224			
21-4	Ø100	18-22	2 3/4	85	Ø	215,224			
21-5	Ø100	20-24	3	87	Ø	215,224			
21-6	Ø100	22-26	3 1/4	89	Ø	215,224			
21-7	Ø100	24-28	3 3/4	91	Ø	215,224			
21-8	Ø100	26-30	4	93	Ø	215,224			
21-9	Ø100	28-32	4 1/4	95	Ø	215,224			
21-10	Ø100	30-34	4 3/4	97	Ø	215,224			
21-11	Ø100	32-36	5	99	Ø	215,224			
21-12	Ø100	34-38	5 1/4	101	Ø	215,224			
21-13	Ø100	36-40	5 3/4	103	Ø	215,224			
21-14	Ø100	38-42	6	105	Ø	215,224			
21-15	Ø100	40-44	6 1/4	107	Ø	215,224			
21-16	Ø100	42-46	6 3/4	109	Ø	215,224			
21-17	Ø100	44-48	7	111	Ø	215,224			
21-18	Ø100	46-50	7 1/4	113	Ø	215,224			
21-19	Ø100	48-52	7 3/4	115	Ø	215,224			
21-20	Ø100	50-54	8	117	Ø	215,224			



KOMBINATION VON GLEITHAMMER MIT 2- UND 3-SCHALIGEN INNENAUSZIEHER

22-0

200 mm
7 7/8"

290 mm
11 1/8"

0,5 kg

22-0-1

230 mm
9 1/16"

320 mm
12 3/8"

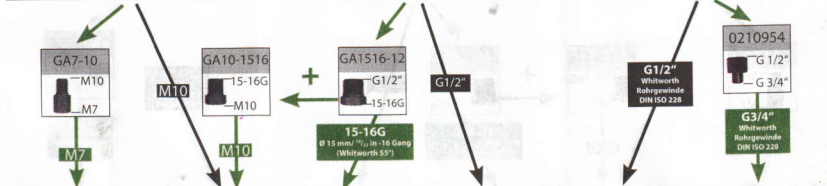
1,7 kg

22-0-2

340 mm
13 3/8"

700 mm
27 3/8"

5 kg



21-0 • 21-00 • 21-01
21-02 • 21-1 • 21-2

mm | in
5-19
3/16 - 3/4

21-3 • 21-4 • 21-5

mm | in
18-40
3/4 - 1 1/8

21-6 • 21-7 • 21-8

mm | in
35-70
1 1/8 - 2 3/4

21-9

mm | in
70-100
2 3/4 - 3 3/8

21-89

mm | in
56-110
2 1/4 - 4 1/8

21-90

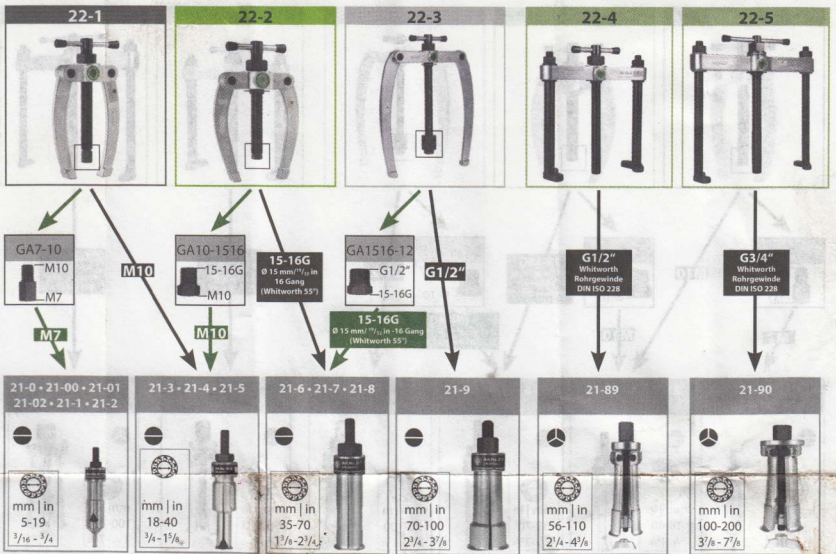
mm | in
100-200
3 7/8 - 7 7/8




Art. Nr.	Ø mm	Ø in	Ø mm	Ø in	K
22-1	Ø1000	3 1/8	14	7/8	22-1, 22-4
22-2	Ø1037,6	4 1/8	14	7/8	22-1, 22-4
22-3	Ø1075,2	4 1/4	14	7/8	22-1, 22-4
22-4	Ø1112,8	4 3/8	14	7/8	22-1, 22-4
22-5	Ø1150,4	4 1/2	14	7/8	22-1, 22-4
22-6	Ø1188	4 5/8	14	7/8	22-1, 22-4
22-7	Ø1225,6	4 7/8	14	7/8	22-1, 22-4
22-8	Ø1263,2	5	14	7/8	22-1, 22-4
22-9	Ø1300,8	5 1/8	14	7/8	22-1, 22-4
22-10	Ø1338,4	5 1/4	14	7/8	22-1, 22-4
22-11	Ø1376	5 1/2	14	7/8	22-1, 22-4
22-12	Ø1413,6	5 5/8	14	7/8	22-1, 22-4
22-13	Ø1451,2	5 3/4	14	7/8	22-1, 22-4
22-14	Ø1488,8	5 7/8	14	7/8	22-1, 22-4
22-15	Ø1526,4	6	14	7/8	22-1, 22-4
22-16	Ø1564	6 1/8	14	7/8	22-1, 22-4
22-17	Ø1601,6	6 1/4	14	7/8	22-1, 22-4
22-18	Ø1639,2	6 3/8	14	7/8	22-1, 22-4
22-19	Ø1676,8	6 1/2	14	7/8	22-1, 22-4
22-20	Ø1714,4	6 5/8	14	7/8	22-1, 22-4
22-21	Ø1752	6 3/4	14	7/8	22-1, 22-4
22-22	Ø1789,6	6 7/8	14	7/8	22-1, 22-4
22-23	Ø1827,2	7	14	7/8	22-1, 22-4
22-24	Ø1864,8	7 1/8	14	7/8	22-1, 22-4
22-25	Ø1902,4	7 1/4	14	7/8	22-1, 22-4
22-26	Ø1940	7 1/2	14	7/8	22-1, 22-4
22-27	Ø1977,6	7 3/8	14	7/8	22-1, 22-4
22-28	Ø2015,2	7 3/4	14	7/8	22-1, 22-4
22-29	Ø2052,8	7 7/8	14	7/8	22-1, 22-4
22-30	Ø2090,4	8	14	7/8	22-1, 22-4
22-31	Ø2128	8 1/8	14	7/8	22-1, 22-4
22-32	Ø2165,6	8 1/4	14	7/8	22-1, 22-4
22-33	Ø2203,2	8 1/2	14	7/8	22-1, 22-4
22-34	Ø2240,8	8 3/8	14	7/8	22-1, 22-4
22-35	Ø2278,4	8 3/4	14	7/8	22-1, 22-4
22-36	Ø2316	8 7/8	14	7/8	22-1, 22-4
22-37	Ø2353,6	9	14	7/8	22-1, 22-4
22-38	Ø2391,2	9 1/8	14	7/8	22-1, 22-4
22-39	Ø2428,8	9 1/4	14	7/8	22-1, 22-4
22-40	Ø2466,4	9 1/2	14	7/8	22-1, 22-4
22-41	Ø2504	9 3/8	14	7/8	22-1, 22-4
22-42	Ø2541,6	9 3/4	14	7/8	22-1, 22-4
22-43	Ø2579,2	9 7/8	14	7/8	22-1, 22-4
22-44	Ø2616,8	10	14	7/8	22-1, 22-4
22-45	Ø2654,4	10 1/8	14	7/8	22-1, 22-4
22-46	Ø2692	10 1/4	14	7/8	22-1, 22-4
22-47	Ø2729,6	10 3/8	14	7/8	22-1, 22-4
22-48	Ø2767,2	10 3/4	14	7/8	22-1, 22-4
22-49	Ø2804,8	10 7/8	14	7/8	22-1, 22-4
22-50	Ø2842,4	11	14	7/8	22-1, 22-4



KOMBINATION VON GEGENSTÜTZE MIT 2- UND 3-SCHALIGEN INNENAUSZIEHER



SICHERHEITSHINWEISE



Alle Sicherheits- und Gebrauchshinweise zum Download

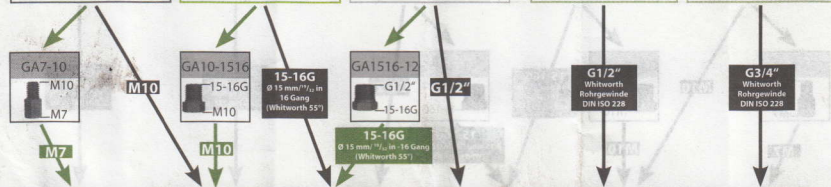




Art. Nr.	Ø mm	mm	mm	mm	mm	K
21-0	Ø1000	6-10	14	73	20-1,20	
21-00	Ø1000	6-10	14	73	20-1,20	
21-02	Ø1070	10-14	14	73	20-1,30	
21-1	Ø1080	12-16	21	72	20-2,00	
21-2	Ø1080	14-19	27	72	20-1,00	
21-3	Ø1150	18-21	35	89	20-2,00	
21-4	Ø1200	20-30	46	90	20-2,00	
21-5	Ø1200	24-40	73	101	20-2,00	
21-6	Ø1200	33-46	59	103	20-2,00	
21-7	Ø1200	43-58	85	100	20-2,00	
21-8	Ø1200	56-70	63	103	20-2,00	
21-9	Ø1200	70-100	88	106	20-2,00	
21-89	Ø1200	56-100	88	106	20-2,00	
21-90	Ø1200	100-200	120	110	20-2,00	



COMBINATION OF COUNTER STAY WITH INTERNAL EXTRACTORS



21-0 • 21-00 • 21-01 21-02 • 21-1 • 21-2	21-3 • 21-4 • 21-5	21-6 • 21-7 • 21-8	21-9	21-89	21-90
mm in 5-19 3/16 - 3/4	mm in 18-40 3/4 - 1 1/4	mm in 35-70 1 3/8 - 2 7/8	mm in 70-100 2 3/4 - 3 3/8	mm in 56-110 2 1/4 - 4 1/8	mm in 100-200 3 3/8 - 7 7/8

SAFETY INSTRUCTIONS



You can download all precautionary notes and helpful hints here

